

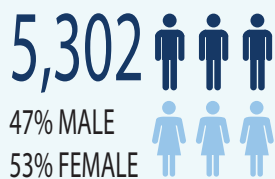
**\$ ANNUAL BASE TUITION & FEES**  
15 cr/term Undergrads, 12 cr/term Graduates

RESIDENT    NON-RESIDENT    WUE

\$13,260	\$37,196	\$18,742
\$22,470	\$36,164	

● Undergraduate  
● Graduate

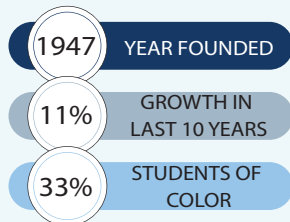
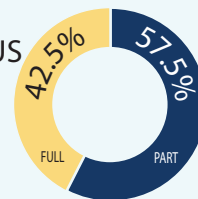
## STUDENT ENROLLMENT



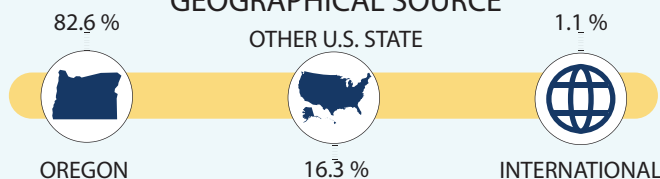
Full Time defined as 15 Credit Hours per term for Undergraduates & 12 Credit Hours per term for Graduates

## ENROLLMENT STATUS

% of Students Full Time vs Part Time



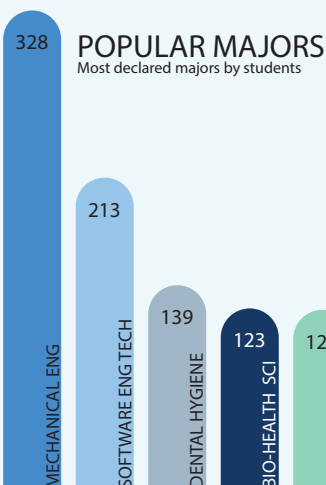
## GEOGRAPHICAL SOURCE



US News & World Report

## ENROLLMENT BY CAMPUS

Student's primary campus

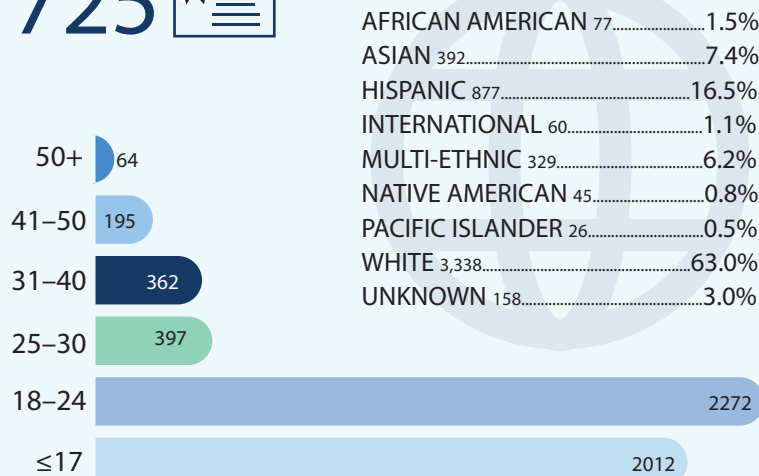


## DEGREES CONFERRED

from July 2023- June 2024

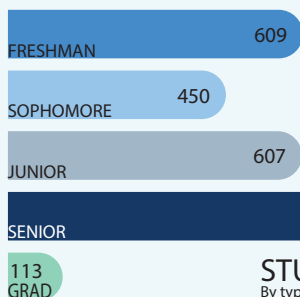
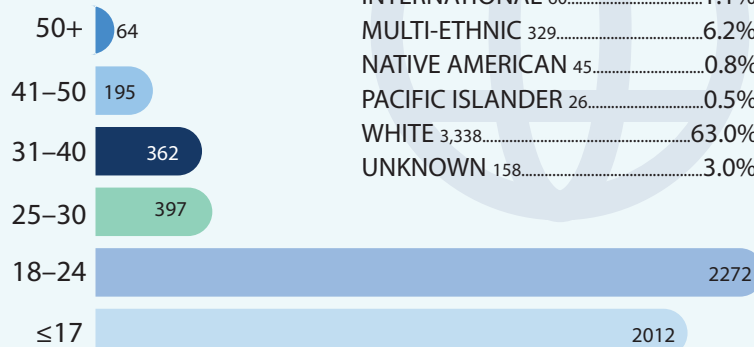


## ETHNICITY




## STUDENT DEMOGRAPHICS

By Age Group - Average Age: 22 yrs.



## STUDENT FACULTY RATIO



## STUDENT POPULATION

By type (Degree Seeking Students Only)

## RETENTION RATE

1st Time Full-Time Freshman Enrolling the following Fall



## GRADUATION RATE

6 year cohort

