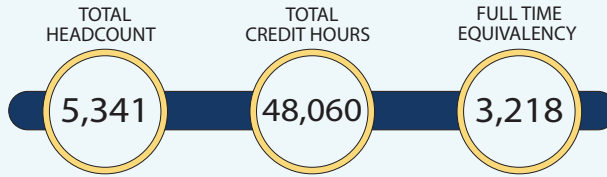
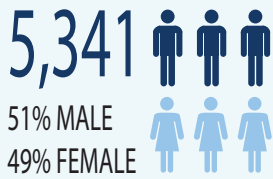


**\$ ANNUAL BASE TUITION & FEES**  
15 cr/term Undergrads, 12 cr/term Graduates

RESIDENT	NON-RESIDENT	WUE
\$9,987	\$28,055	\$14,126
\$17,085	\$27,519	

● Undergraduate  
● Graduate

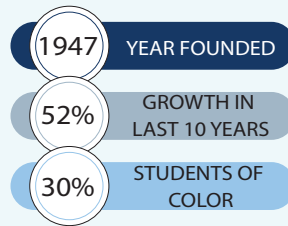
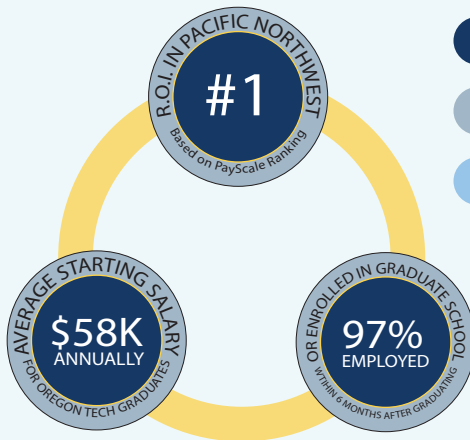
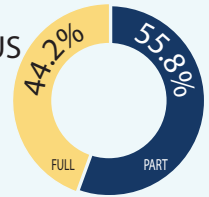
## STUDENT ENROLLMENT




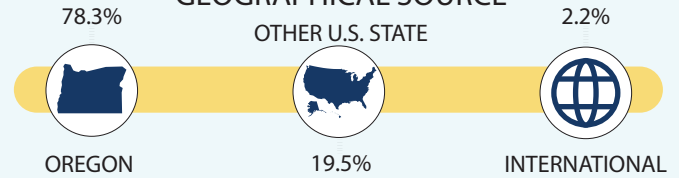
Full Time defined as 15 Credit Hours per term for Undergraduates & 12 Credit Hours per term for Graduates

## ENROLLMENT STATUS

% of Students Full Time vs Part Time



## GEOGRAPHICAL SOURCE



US News & World Report

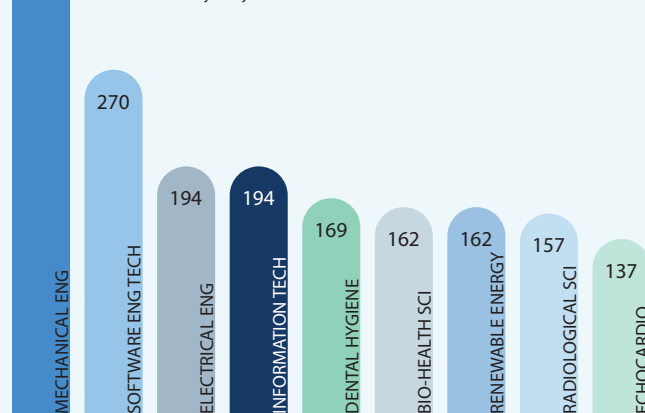
## ENROLLMENT BY CAMPUS

Student's primary campus



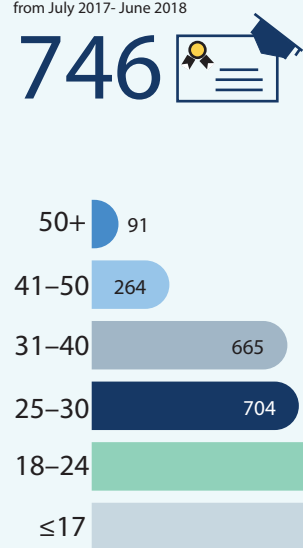
## POPULAR MAJORS

Most declared majors by students



## DEGREES CONFERRED

from July 2017- June 2018

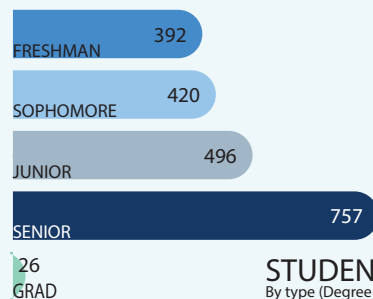


## ETHNICITY


AFRICAN AMERICAN	90	1.7%
ASIAN	368	6.9%
HISPANIC	578	10.8%
INTERNATIONAL	116	2.2%
MULTI-ETHNIC	304	5.7%
NATIVE AMERICAN	49	0.9%
PACIFIC ISLANDER	30	0.6%
WHITE	3,504	65.6%
UNKNOWN	302	5.7%

## STUDENT DEMOGRAPHICS

By Age Group - Average Age: 24 yrs.



## STUDENT FACULTY RATIO



## RETENTION RATE

1st Time Full-Time Freshman Enrolling the following Fall



## GRADUATION RATE

6 year cohort



## STUDENT POPULATION

By type (Degree Seeking Students Only)