

\$ ANNUAL BASE TUITION & FEES
15 cr/term Undergrads, 12 cr/term Graduates

RESIDENT NON-RESIDENT WUE

\$9,540 \$26,831 \$13,501

\$16,547 \$26,678 ● Undergraduate
● Graduate

STUDENT ENROLLMENT

5,490 

51% MALE
49% FEMALE

TOTAL HEADCOUNT

5,490

TOTAL CREDIT HOURS

48,400

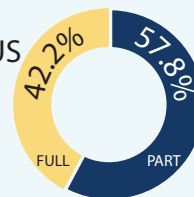
FULL TIME EQUIVALENCY

3,236

Full Time defined as 15 Credit Hours per term for Undergraduates & 12 Credit Hours per term for Graduates

ENROLLMENT STATUS

% of Students Full Time vs Part Time



R.O.I. IN OREGON
#1
Based on PayScale Ranking

AVERAGE STARTING SALARY
\$56K
ANNUALLY
FOR OREGON TECH GRADUATES

95% EMPLOYED
WITHIN 6 MONTHS AFTER GRADUATING

1947 YEAR FOUNDED

65% GROWTH IN LAST 10 YEARS

30% STUDENTS OF COLOR

GEOGRAPHICAL SOURCE

77.8%



OREGON

OTHER U.S. STATE



19.9%

2.3%



INTERNATIONAL

WEST REGIONAL

NATIONALLY

#3

#5

#38

PUBLIC COLLEGES

COLLEGES FOR VETERANS

ENGINEERING PROGRAMS

US News & World Report

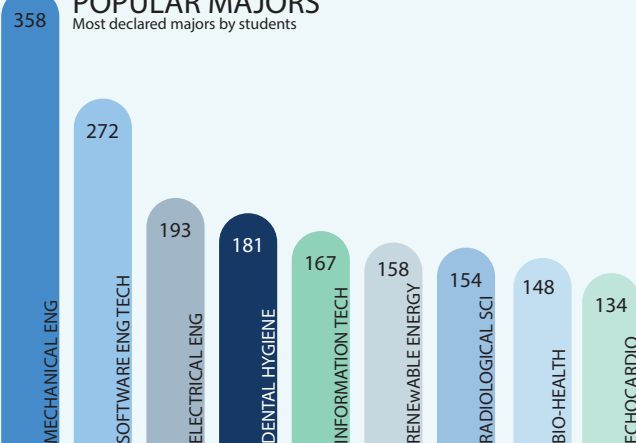
ENROLLMENT BY CAMPUS

Student's primary campus

2,182 KLAMATH FALLS **827** PORTLAND METRO **1,793** ALL OTHER SITES **688** ONLINE

POPULAR MAJORS

Most declared majors by students

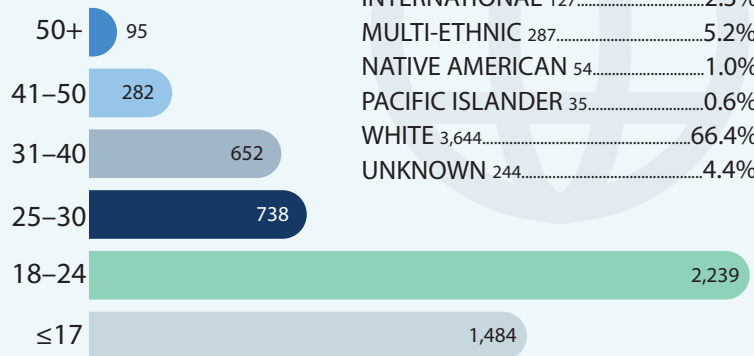


DEGREES CONFERRED

from July 2016- June 2017

793 

ETHNICITY



AFRICAN AMERICAN	103	1.9%
ASIAN	399	7.3%
HISPANIC	597	10.9%
INTERNATIONAL	127	2.3%
MULTI-ETHNIC	287	5.2%
NATIVE AMERICAN	54	1.0%
PACIFIC ISLANDER	35	0.6%
WHITE	3,644	66.4%
UNKNOWN	244	4.4%

STUDENT DEMOGRAPHICS

By Age Group - Average Age: 24 yrs.

FRESHMAN

449

SOPHOMORE

546

JUNIOR


724

SENIOR

1,635

80 GRAD

STUDENT FACULTY RATIO

15:1 

STUDENT POPULATION

By type (Degree Seeking Students Only)

RETENTION RATE

1st Time Full-Time Freshman Enrolling the following Fall



79.5%

GRADUATION RATE

6 year cohort



2011

44.3%